


Easy

Rhombille Slitherlinks



© 2011 KrazyDad.com

Fill in some of the dotted line segments to form a meandering path that forms a single loop. The path does not cross itself, branch, or touch itself at corners. The numbers indicate how many line segments surround each cell. Empty cells may be surrounded by any number of line segments.

There is one unique solution, and you should be able to find it without guessing. You may find it helpful to mark segments that cannot be filled in.

These tiles were generated by Lars Huttar.


Need some solving help? Visit krazydad.com/slitherlink

KRAZYDAD.COM

Puzzle #2

Easy

Rhombille Slitherlinks



© 2011 KrazyDad.com

Fill in some of the dotted line segments to form a meandering path that forms a single loop. The path does not cross itself, branch, or touch itself at corners. The numbers indicate how many line segments surround each cell. Empty cells may be surrounded by any number of line segments.

There is one unique solution, and you should be able to find it without guessing. You may find it helpful to mark segments that cannot be filled in.


These tiles were generated by Lars Huttar.

Need some solving help? Visit krazydad.com/slitherlink

KRAZYDAD.COM

Intermediate

Rhombille Slitherlinks



© 2011 KrazyDad.com

Fill in some of the dotted line segments to form a meandering path that forms a single loop. The path does not cross itself, branch, or touch itself at corners. The numbers indicate how many line segments surround each cell. Empty cells may be surrounded by any number of line segments.

There is one unique solution, and you should be able to find it without guessing. You may find it helpful to mark segments that cannot be filled in.

These tiles were generated by Lars Huttar.


Need some solving help? Visit krazydad.com/slitherlink

KRAZYDAD.COM

Puzzle #4

Intermediate

Rhombille Slitherlinks



© 2011 KrazyDad.com

Fill in some of the dotted line segments to form a meandering path that forms a single loop. The path does not cross itself, branch, or touch itself at corners. The numbers indicate how many line segments surround each cell. Empty cells may be surrounded by any number of line segments.

There is one unique solution, and you should be able to find it without guessing. You may find it helpful to mark segments that cannot be filled in.

These tiles were generated by Lars Huttar.


Need some solving help? Visit krazydad.com/slitherlink

KRAZYDAD.COM

Puzzle #5

Tough

Rhombille Slitherlinks



© 2011 KrazyDad.com

Fill in some of the dotted line segments to form a meandering path that forms a single loop. The path does not cross itself, branch, or touch itself at corners. The numbers indicate how many line segments surround each cell. Empty cells may be surrounded by any number of line segments.

There is one unique solution, and you should be able to find it without guessing. You may find it helpful to mark segments that cannot be filled in.

These tiles were generated by Lars Huttar.


Need some solving help? Visit krazydad.com/slitherlink

KRAZYDAD.COM

Puzzle #6

Tough

Rhombille Slitherlinks



© 2011 KrazyDad.com

Fill in some of the dotted line segments to form a meandering path that forms a single loop. The path does not cross itself, branch, or touch itself at corners. The numbers indicate how many line segments surround each cell. Empty cells may be surrounded by any number of line segments.

There is one unique solution, and you should be able to find it without guessing. You may find it helpful to mark segments that cannot be filled in.

These tiles were generated by Lars Huttar.

Need some solving help? Visit krazydad.com/slitherlink

KRAZYDAD.COM

Answers

Rhombille Slitherlinks

